

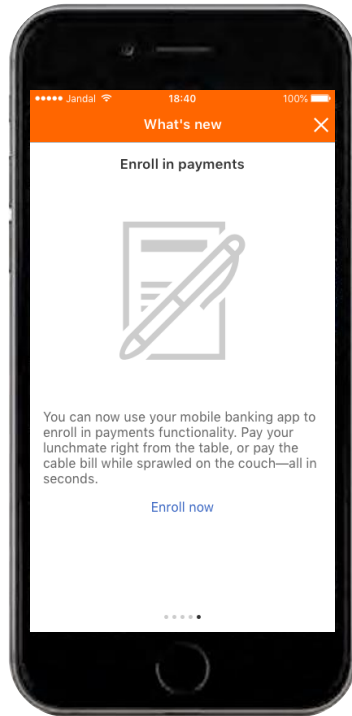
BILL PAY CHEAT SHEET

Pay your bills anywhere, anytime from your mobile banking app

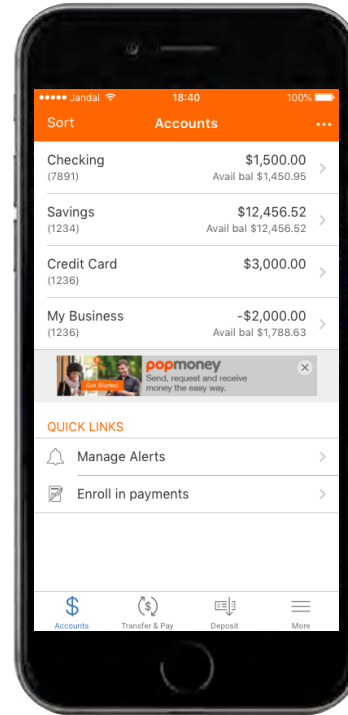
How to enroll in mobile bill pay

Enrollment process

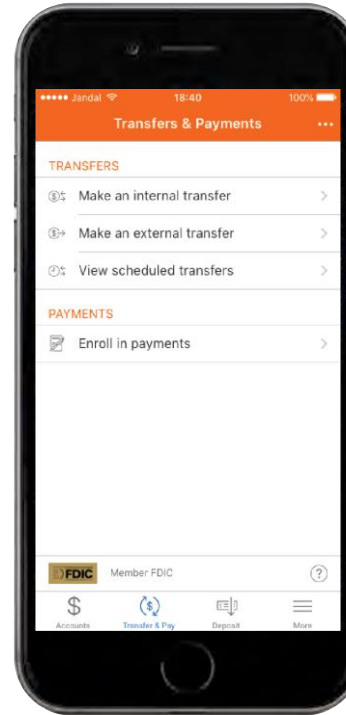
There are a lot of ways for users to first discover enrollment in payments if they are not already enrolled! The first three screens you see here showcase the different places users can begin the bill pay enrollment process.



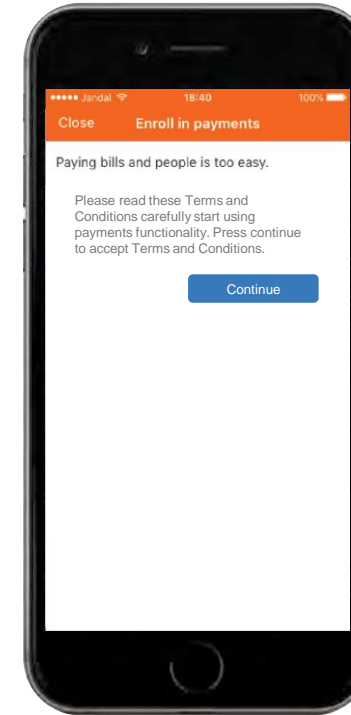
If you have recently updated the app, you will be greeted by the "What's New?" screen where you can tap on "**Enroll Now**" to begin the enrollment process.



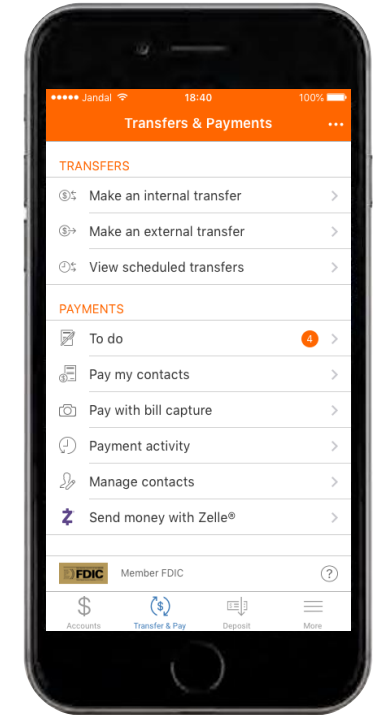
After logging in, you will see the Accounts page. You can also tap on the "**Enroll in payments**" quick link at the bottom of the screen to begin the enrollment process.



You can also tap on the "**Transfer & Pay**" button at the bottom of your screen after logging in. Tap "**Enroll in payments**" to begin the enrollment process.



After tapping on "Enroll in payments" through whichever entry point, you will be prompted to accept the terms and conditions. After carefully reading through the terms and conditions, press "**Continue**" to enroll in bill pay. This step may vary by financial institution.

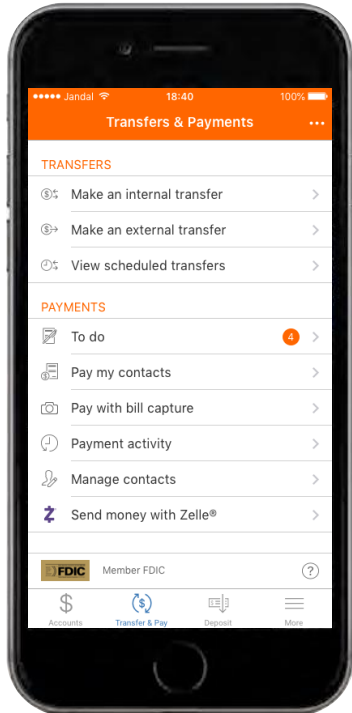


After enrolling in mobile bill pay, you are able to pay your bills and contacts from the convenience of your mobile app.

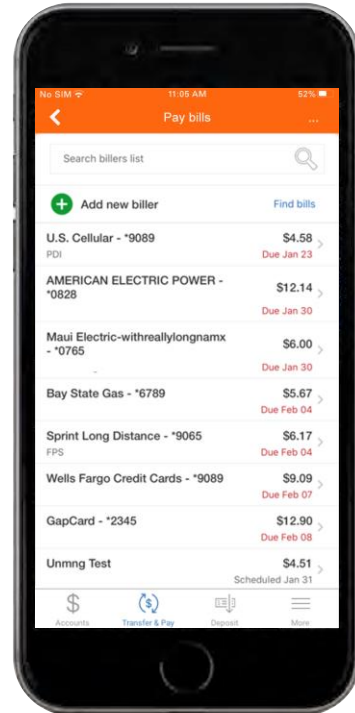
BILL PAY CHEAT SHEET

Pay your bills anywhere, anytime from your mobile banking app

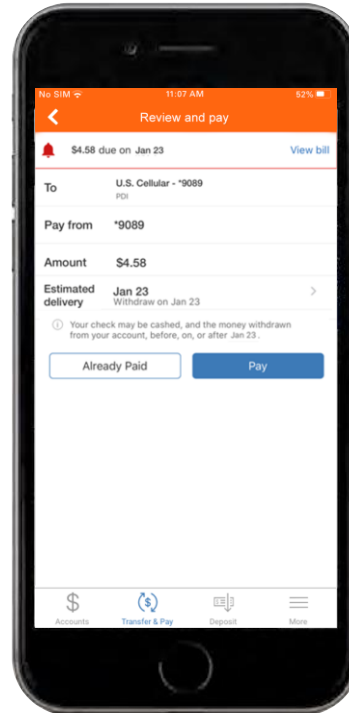
Getting started with mobile bill pay



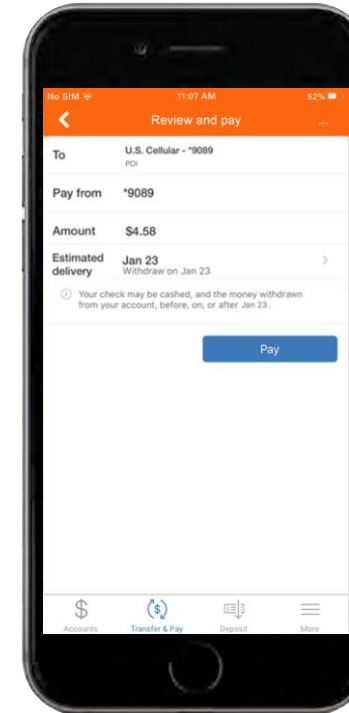
After logging in, tap on the **“Transfer & Pay”** button at the bottom of your screen. To pay your bills, tap on the **“Payment activity”** button.



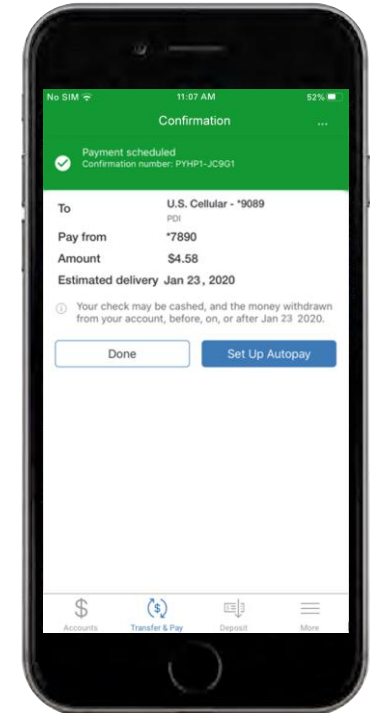
You can view your unpaid bills and companies in the screen above. The due date of your bill is listed below the amount due. Tap on the bill you want to pay.



After selecting the bill you want to pay, you will see an overview of your bill. Tap **“Pay”** to continue.



Select the account you want to pay from, the amount you'd like to pay, and the delivery date for the payment. Tap **“Pay”** when you are ready to pay your bill.



You have successfully paid your bill from your mobile banking app!